

Constant Contact Survey Results

Survey Name: Largo Municipal Golf Course - Customer Survey

Response Status: Partial & Completed

Filter: None

7/9/2020 10:58 AM EDT

*** Are you a current or prior customer of Largo Municipal Golf Course?**

Answer	0%	100%	Number of Response(s)	Response Ratio
Yes			1154	86.8 %
No			165	12.4 %
No Response(s)			9	<1 %
Totals			1328	100%

TextBlock:

This survey is only for customers of Largo Municipal Golf Course. A general survey will be available for all other community members. Please go to Largo.com/Connect to find out more. You can also reach out to connect@largo.com or call (727) 587-6740 ext. 7630 if you have any additional questions. Thank you for your time!

TextBlock:

Section 1: General Use and ExperiencesThe following responses will help us to understand your individual experiences as a customer of the Largo Municipal Golf Course.

When was the first time you visited the Largo Municipal Golf Course? (Select one response)

Answer	0%	100%	Number of Response(s)	Response Ratio
Less than 3 months ago			58	4.3 %
3 months to 1 year ago			125	9.4 %
Over 1 year to 5 years ago			286	21.5 %
More than 5 years ago			667	50.2 %
Prefer not to answer			10	<1 %
No Response(s)			182	13.7 %
Totals			1328	100%

How often do you visit the Largo Municipal Golf Course? (Select one response that best describes your experience)

Answer	0%	100%	Number of Response(s)	Response Ratio
Only for tournaments			63	4.7 %
A few times a year (2-4 times a year)			262	19.7 %
Several times a year (5-10 times a year)			300	22.5 %
Nearly every month			87	6.5 %
Nearly every week			263	19.8 %
Multiple times a week			124	9.3 %
Prefer not to answer			41	3.0 %
No Response(s)			188	14.1 %
Totals			1328	100%

How satisfied are you with the 18-hole course at Largo Municipal Golf Course? (Select one response)

Answer	0%	100%	Number of Response(s)	Response Ratio
Very satisfied			557	41.9 %
Satisfied			482	36.2 %
Unsatisfied			50	3.7 %
Very unsatisfied			21	1.5 %
Prefer not to answer			29	2.1 %
No Response(s)			189	14.2 %
Totals			1328	100%





How satisfied are you with the other services on the Largo Municipal Golf Course property (cafe, pro shop, etc.)? (Select one response)

Answer	0%	100%	Number of Response(s)	Response Ratio
Very satisfied			378	28.4 %
Satisfied			587	44.2 %
Unsatisfied			95	7.1 %
Very unsatisfied			37	2.7 %
Prefer not to answer			43	3.2 %
No Response(s)			188	14.1 %
Totals			1328	100%





Do you have any suggestions for improvements to the Largo Municipal Golf Course? Please provide specific suggestions as much as possible. We appreciate your input!

612 Response(s)

How many other golf courses or golf facilities (e.g., Topgolf, driving ranges), not including Largo Municipal Golf Course, do you have a membership or regularly visit to golf in the Tampa Bay Area? (Select one response)

Answer	0%	100%	Number of Response(s)	Response Ratio
None. I only golf at Largo Municipal Golf Course, in the Tampa Bay Area.			344	25.9 %
I golf at 1 other golf course/facility, in the Tampa Bay Area. (Please comment with the name and general location below. E.g., Topgolf, Tampa)			204	15.3 %
I golf at more than 1 other golf course/facility, in the Tampa Bay Area. (Please comment with the names and general locations below.)			551	41.4 %
No Response(s)			229	17.2 %
Totals			1328	100%

If you golf at another golf course/facility in the Tampa Bay Area, which do you golf at more often? (Select one response)

Answer	0%	100%	Number of Response(s)	Response Ratio
Largo Municipal Golf Course			368	27.7 %
Other Golf Course (Please include name of other golf course below.)			328	24.6 %
Not Applicable (I only golf at Largo Municipal Golf Course)			19	1.4 %
No Response(s)			613	46.1 %
Totals			1328	100%

Please explain your response to the prior question (i.e. What are the main reasons you choose to golf at that particular golf course/facility most often?)

544 Response(s)

TextBlock:

Section 2: Considerations for Future Use(s) of the Largo Municipal Golf Course
As the City of Largo assesses the future use(s) of Largo Municipal Golf Course, all ideas are welcome and will be considered. This section will explore some ideas that have been raised and also provide space for you to include any additional perspectives.

How likely would you be to continue to golf at Largo Municipal Golf Course if it changed to any of the following?

1 = Very Likely, 2 = Likely, 3 = Unlikely, 4 = Very Unlikely, 5 = I don't know / Prefer not to answer

Answer	1	2	3	4	5	Number of Response(s)	Rating Score*
9-hole Course						1027	2.4
Frisbee Golf / Disc Golf						967	3.4
FootGolf						931	3.6
Driving Range						983	2.6
Miniature Golf						939	3.5

*The Rating Score is the weighted average calculated by dividing the sum of all weighted ratings by the number of total responses.

What other primary uses for the green space at Largo Municipal Golf Course should we consider that may meet community need? (Select all that apply)

Answer	0%	100%	Number of Response(s)	Response Ratio
Trails and Park Land			273	25.7 %
Stormwater Management (green space)			89	8.3 %
Recreation Center			118	11.1 %
Housing / Residential			30	2.8 %
Commercial Development (grocery, businesses, etc.)			10	<1 %
None of the above			722	67.9 %
Totals			1062	100%

What other ideas should the Technical Assistance Panel consider for future use(s) or improvements to the Largo Municipal Golf Course? Please share any and all ideas you'd like us to consider as we plan for the next 5-10 years, including: single-use or multi-use facility opportunities, golf-related, not golf-related (golf course/facility, driving range, trails and parkland, stormwater management area, residential development, commercial development, recreation center, etc.)

441 Response(s)

Do you have any other comments you'd like to share?

310 Response(s)

TextBlock:

Section 3: Demographics The following responses will be helpful to ensure we are including multiple perspectives throughout the City's community engagement efforts. All questions are optional.

Do you live in Largo?

Answer	0%	100%	Number of Response(s)	Response Ratio
Yes			473	35.6 %
No			576	43.3 %
No Response(s)			279	21.0 %
Totals			1328	100%

What is your zip code? (e.g., 33779)

1027 Response(s)





What is your age? (Please include as numbers, not text; e.g., 54)

1025 Response(s)

What is your race/ethnicity? (Select all that apply)

Answer	0%	100%	Number of Response(s)	Response Ratio
Asian / Pacific Islander			7	<1 %
Black / African-American			4	<1 %
Latino / Hispanic			10	<1 %
White / Caucasian			934	89.1 %
Native American / Alaska Native			6	<1 %
Prefer not to answer			87	8.3 %
Other			13	1.2 %
Totals			1048	100%

What is your gender? (Select one response)

Answer	0%	100%	Number of Response(s)	Response Ratio
Man			745	56.0 %
Woman			268	20.1 %
Prefer not to answer			36	2.7 %
Not listed (may include response below)			3	<1 %
No Response(s)			276	20.7 %
Totals			1328	100%

What is your email? (Please note: including your email and/or phone number enables us to avoid any duplicate surveys)

796 Response(s)

What is your phone number? (Please note: including your email and/or phone number enables us to avoid any duplicate surveys)

617 Response(s)