



# 2020 ECONOMIC PROFILE

YOUR COMMUNITY OF  
CHOICE IN TAMPA BAY



The City of Largo is located in the heart of Pinellas County along the Gulf Coast of West Central Florida and is part of the Tampa Bay Metropolitan Statistical Area (MSA), the 18th largest in the United States.

Today, Largo is the fourth largest city in Tampa Bay thanks to a great quality of life for its residents, an affordable cost of living, and proximity to a vast network of diversified businesses.

# POPULATION & DEMOGRAPHICS

## POPULATION

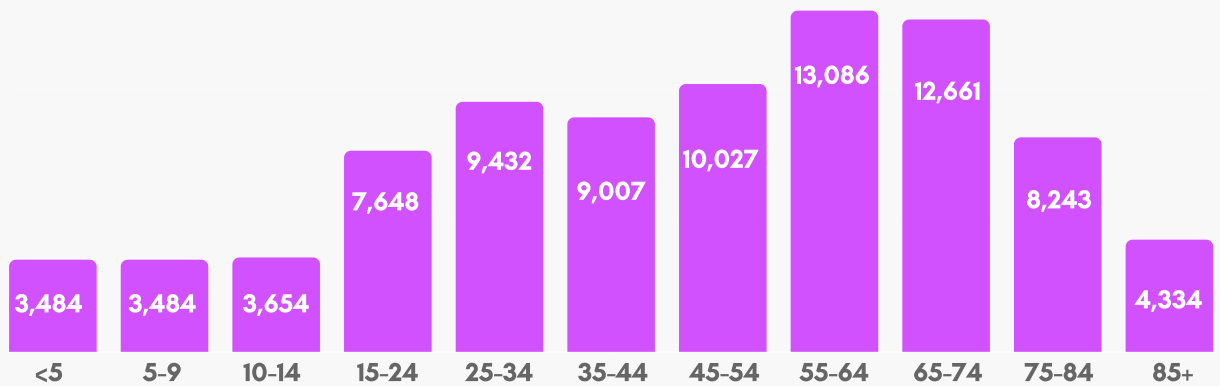
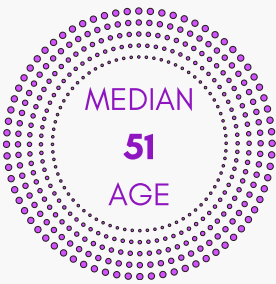


	LARGO	PINELLAS	TAMPA BAY MSA
2010	78,207	916,542	2,783,243
2020	84,978	982,705	3,207,422
2025	88,419	1,017,675	3,419,882

Source: ESRI, 2020



## LARGO POPULATION BY AGE



Source: ESRI, 2020

## INCOME & HOUSEHOLDS

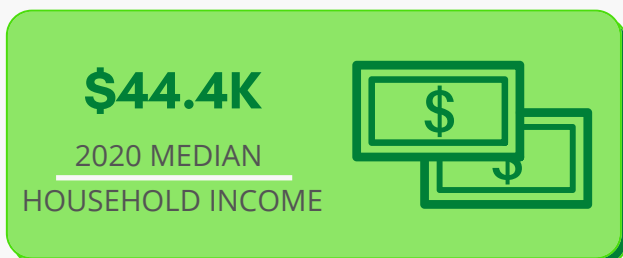
### HOUSEHOLDS BY YEAR



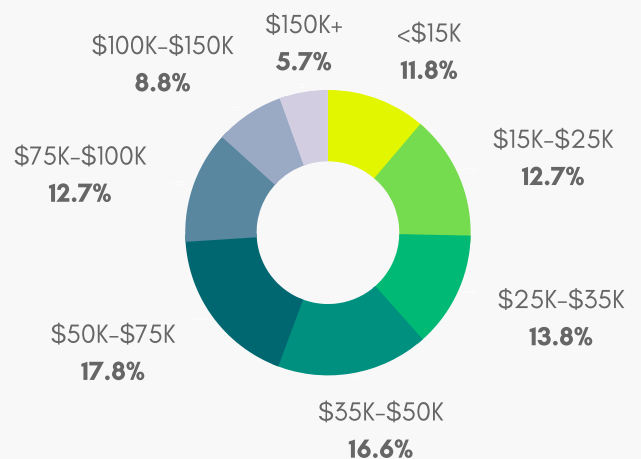
Source: ESRI, 2020

	LARGO	PINELLAS	TAMPA BAY MSA
2010	36,645	415,876	1,009,316
2020	40,788	442,204	1,304,455
2025	42,214	456,901	1,383,362

## LARGO HOUSEHOLDS BY INCOME



Source: ESRI, 2020



# INCOME & HOUSEHOLDS (CONT.)



2020 > 21,403  
2025 > 22,114

FAMILIES



2020 > 2.06  
2025 > 2.07

AVERAGE  
HOUSEHOLD SIZE



2020 > 40,788  
2025 > 42,214

HOUSEHOLDS

OWNERS

24,357

25,032

● 2020

● 2025

RENTERS

16,436

17,181

MEDIAN HOME VALUE

\$226,354

MEDIAN SALE PRICE

\$223,400

Source: ESRI 2020, Zillow 2020

# CITY INFORMATION

## BUILDING & PERMITS

BUSINESS TAX RECEIPTS	3,460
PERMIT VALUATION	\$214,352,571
PERMITS ISSUED	7,722
PLAN REVIEWS	7,505
INSPECTIONS CONDUCTED	20,696



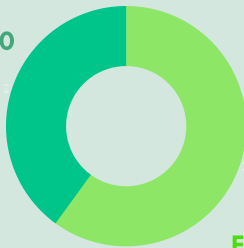
Source: City of Largo 2020

## PROPERTY TAX MILLAGE RATE

2019 REAL PROPERTY MILLAGE RATES	MILLS
LARGO.....	20.7017
UNINCORPORATED COUNTY (LTF).....	21.1070
CLEARWATER.....	20.9154
ST. PETERSBURG.....	21.7154

## CITY EXPENDITURES

FY19 \$164,173,700

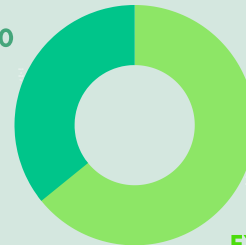


FY20 \$174,354,100

	FY19	FY20
COMMUNITY DEVELOPMENT	5%	5%
ENGINEERING SERVICES	7%	3%
ENVIRONMENTAL SERVICES	13%	12%
FINANCE	1%	1%
HUMAN RESOURCES/RISK	9%	9%
INFORMATION TECHNOLOGY	3%	4%
LIBRARY	2%	2%
POLICE/FIRE RESCUE	29%	29%
PUBLIC WORKS	14%	14%
RECREATION, PARKS & ARTS	9%	12%
ADMINISTRATION/GENERAL	7%	8%
OPERATIONAL/LEGISLATIVE		

## CITY REVENUES

FY19 \$154,430,600



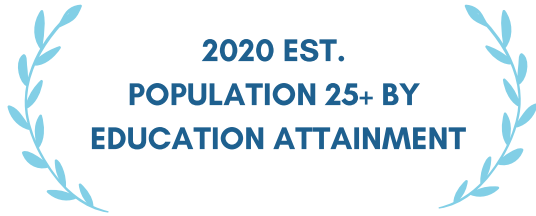
FY20 \$174,285,100

	FY19	FY20
PROPERTY TAXES	17%	16%
OTHER TAXES	8%	7%
LICENSES & PERMITS	5%	5%
INTERGOVERNMENTAL	21%	21%
USER CHARGES	31%	31%
MISC./TRANSFERS	16%	16%
EST. UNSPENT/FUND BALANCE	5%	4%

### CITYWIDE PRIORITIES

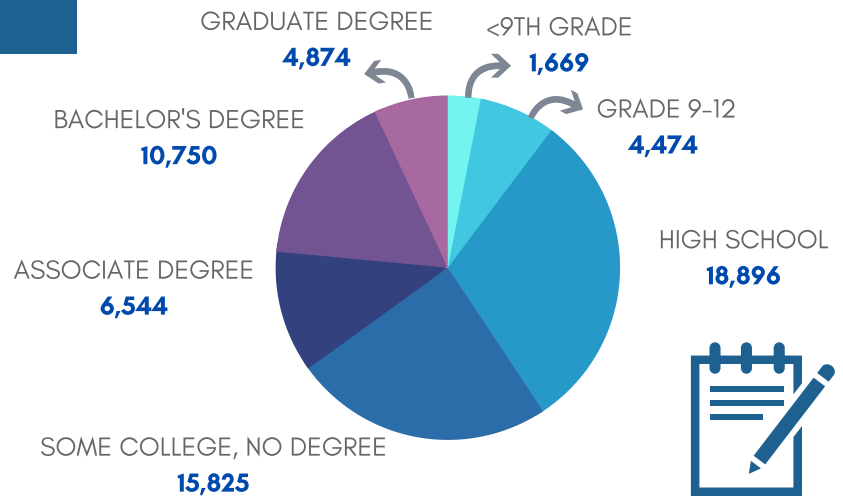
- Promote Economic Development by Fostering a Business Friendly Environment
- Maintain and Improve City Infrastructure; and
- Provide Customer-Centric Service

# EDUCATION



## 2020 EST. POPULATION 25+ BY EDUCATION ATTAINMENT

Source: ESRI, 2020



## COLLEGE SCORES & GRADUATION RATE



	FLORIDA SAT AVERAGE	FLORIDA ACT AVERAGE	PINELLAS COUNTY GRADUATION RATE
'18-'19	999	19.9	88.4%
'17-'18	1,014	19.9	86.0%

Source: Florida Department of Education and Pinellas County Schools, 2019

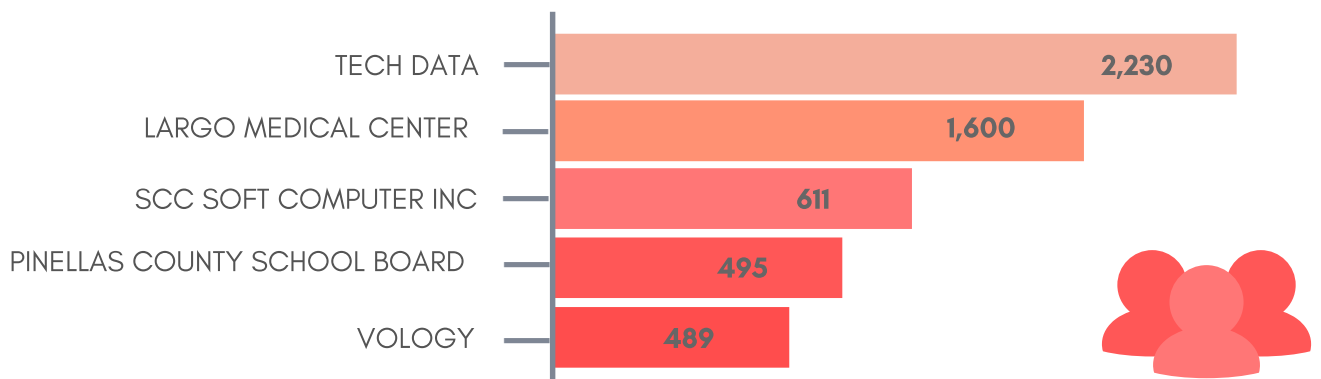
## PINELLAS COUNTY SCHOOL K-12 ENROLLMENT



	ELEMENTARY	MIDDLE	HIGH	PRE-K	CHARTER	OTHER	TOTAL
'18-'19	39,459	19,580	28,637	2,755	6,526	4,470	101,427
'17-'18	40,154	19,752	28,904	2,659	6,085	4,627	102,181

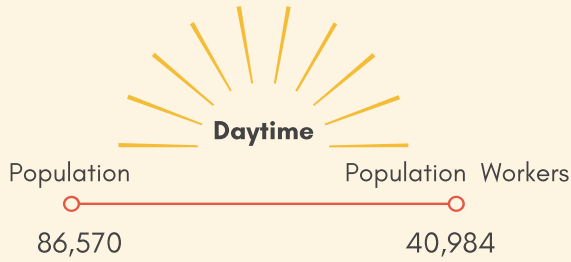
Source: Pinellas County Schools, 2019

## LARGO TOP EMPLOYERS



Source: City of Largo, 2020

# EMPLOYMENT



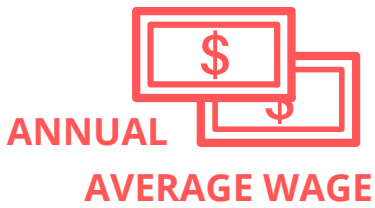
	LARGO	PINELLAS	TAMPA BAY MSA
LABOR FORCE	41,891	1,554,319	494,185
EMPLOYMENT	40,573	1,505,126	479,472
UNEMPLOYMENT	1,318	49,193	14,713
UNEMPLOYMENT RATE	3.1%	3.2%	3.0%

Source: ESRI 2020, Florida Department of Economic Opportunity, 2019



	TOTAL ESTABLISHMENTS	TOTAL EMPLOYEES
INDUSTRIES (ALL)	3,837	43,958
AGRICULTURE & MINING	10	32
CONSTRUCTION	224	1,627
MANUFACTURING	140	1,637
TRANS./COMM./PUBLIC UTILITIES	118	1,794
WHOLESALE TRADE	111	3,803
RETAIL	539	6,768
FINANCE	261	1,999
SERVICE	1,882	23,609
GOVERNMENT	75	2,592
UNCLASSIFIED ESTABLISHMENTS	477	97

Source: ESRI 2019



Year	LARGO	PINELLAS	FLORIDA
2019	\$50,799	\$52,455	\$51,761
2018	\$49,283	\$50,758	\$50,092
2017	\$47,742	\$49,094	\$48,452

● PINELLAS ● TAMPA/ST.PETE/LARGO/CLEARWATER MSA ● FLORIDA

Source: FL Department of Economic Opportunity 2020



## INDUSTRY SECTORS





# CITY OF LARGO

## About the City of Largo Economic Development Division

The Economic Development Division is located within the City of Largo Community Development Department and is committed to supporting business retention, recruitment and expansion in the City of Largo. The Division is working to expand employment opportunities, increase the economic sustainability of the activity centers, support the development of a quality workforce, collaborate between public and private sectors for mutual benefit, and ensure a high quality of life for all residents. The Division produces a quarterly e-newsletter, informational demographic packets, and assists with annexations, site selection, preliminary site plan review, and much more.

The Economic Development Division is eager to be your liaison as you consider opening a business or as you navigate through the permitting or development process. We invite you to explore the pages of our website and sign up for our business e-newsletter to learn more about our community and industries. Discover how your business can profit from locating in Largo, Florida and please don't hesitate to contact us.

[www.largo.com/business](http://www.largo.com/business)

### Economic Development Division Staff Contact List:

Karisa Rojas-Norton, Economic Development Coordinator

[krojasno@largo.com](mailto:krojasno@largo.com)

727-586-7360 x 7206

Isabella Nunez, Economic Development Coordinator

[inunez@largo.com](mailto:inunez@largo.com)

727-586-7360 x 7308